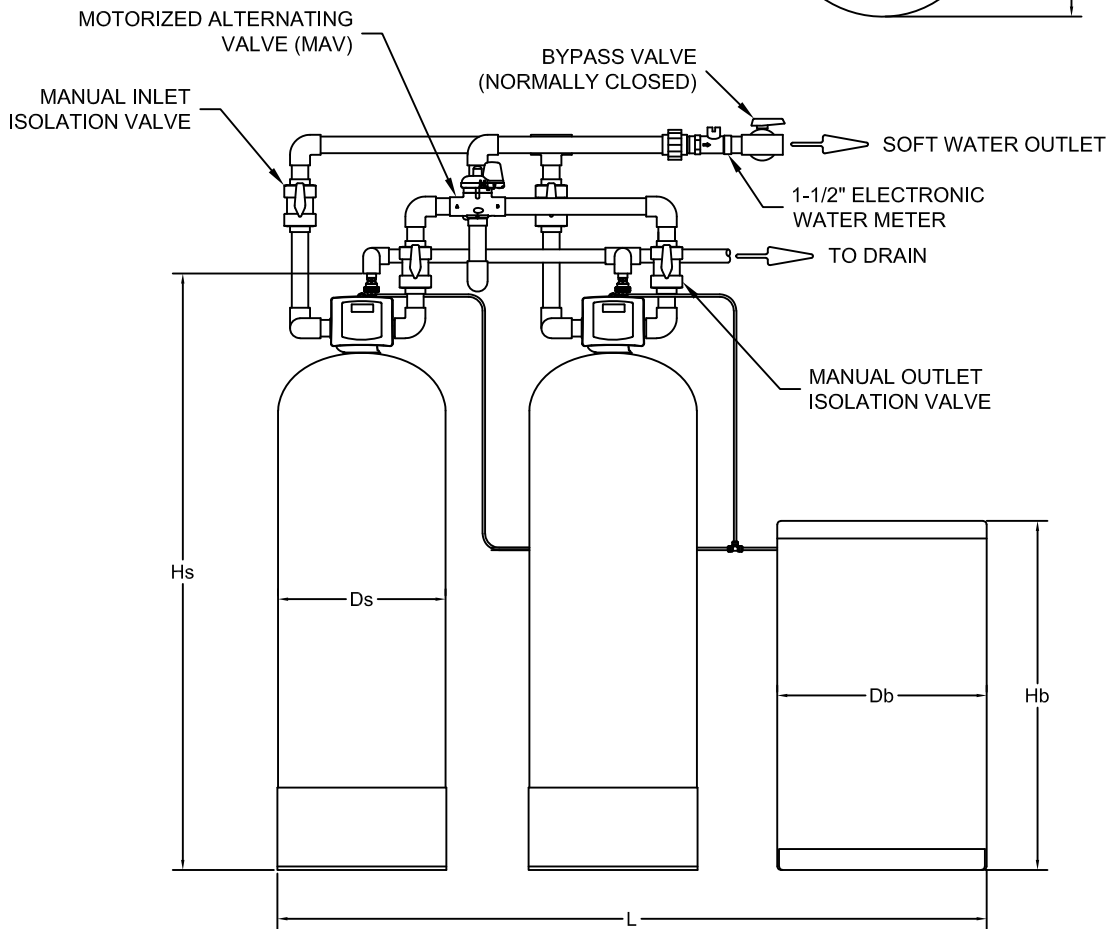
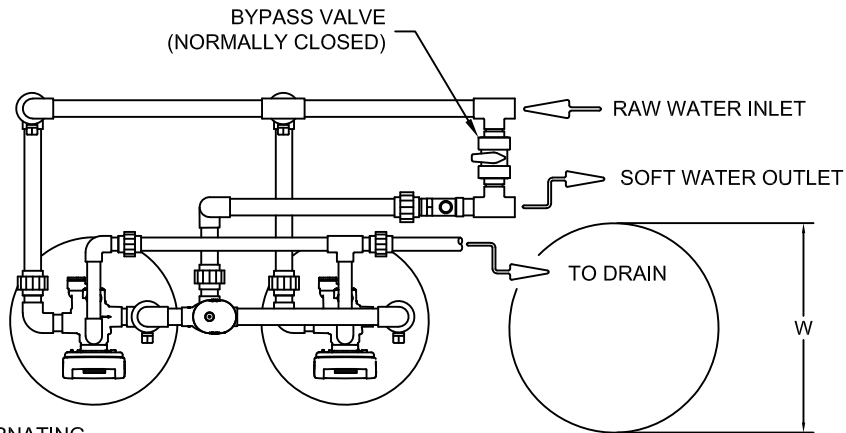


MODEL NO.	L	W	Ds	Hs	Db	Hb
C43-0075-15	37	18	13	69	18	40
C43-0090-15	44	24	14	80	24	41
C43-0120-15	46	24	16	80	24	41
C43-0150-15	48	24	18	82	24	50
C43-0180-15	51	24	21	82	24	50
C43-0210-15	51	24	21	82	24	50
C43-0240-15	54	24	24	89	24	50
C43-0270-15	54	24	24	89	24	50
C43-0300-15	60	30	24	89	30	50
C43-0450-15	66	30	30	101	30	50

NOTES:

- 1) VALVE INLET AND OUTLET CONNECTIONS ARE 1-1/2" NPTF.
- 2) VALVE DRAIN CONNECTION IS 1-1/4" NPTF.
- 3) PIPE AND FITTINGS ARE NOT FURNISHED.
- 4) IT IS RECOMMENDED THAT FLEXIBLE CONNECTORS BE INSTALLED BETWEEN HARD PIPING AND VALVE INLET AND OUTLET CONNECTIONS.
- 5) THE TANK MANUFACTURER RESERVES THE RIGHT TO INVALIDATE THE TANK WARRANTY IF FLEXIBLE CONNECTORS ARE NOT INSTALLED PER NOTE 4.

SCALE	NTS	LAYOUT DRAWING C43 SERIES - 1-1/2" SINGLE
DATE	02-19-19	
DRAWN	GRBauer	
CHKD	GRB	
APPD.	GRB	DRAWING NO. C43 1-1/2" SINGLE
		REV. 1

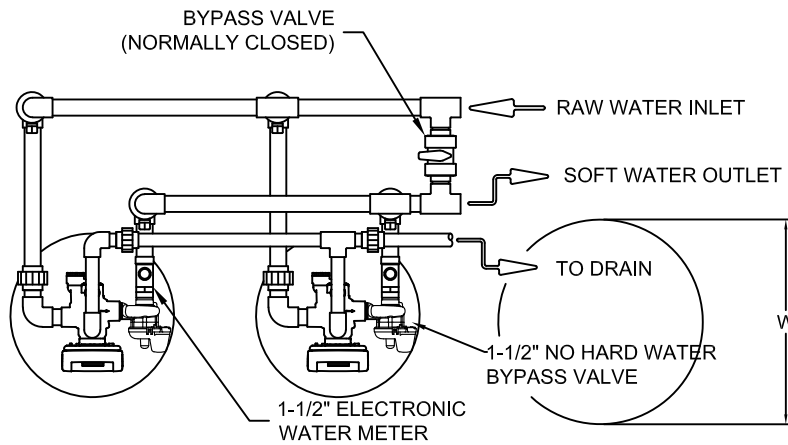


MODEL NO.	L	W	Ds	Hs	Db	Hb
C43-0075-15	51	18	13	69	18	40
C43-0090-15	55	24	14	80	24	41
C43-0120-15	65	24	16	80	24	41
C43-0150-15	69	24	18	82	24	50
C43-0180-15	75	24	21	82	24	50
C43-0210-15	75	24	21	82	24	50
C43-0240-15	81	24	24	89	24	50
C43-0270-15	81	24	24	89	24	50
C43-0300-15	90	30	24	89	30	50
C43-0450-15	99	30	30	101	30	50

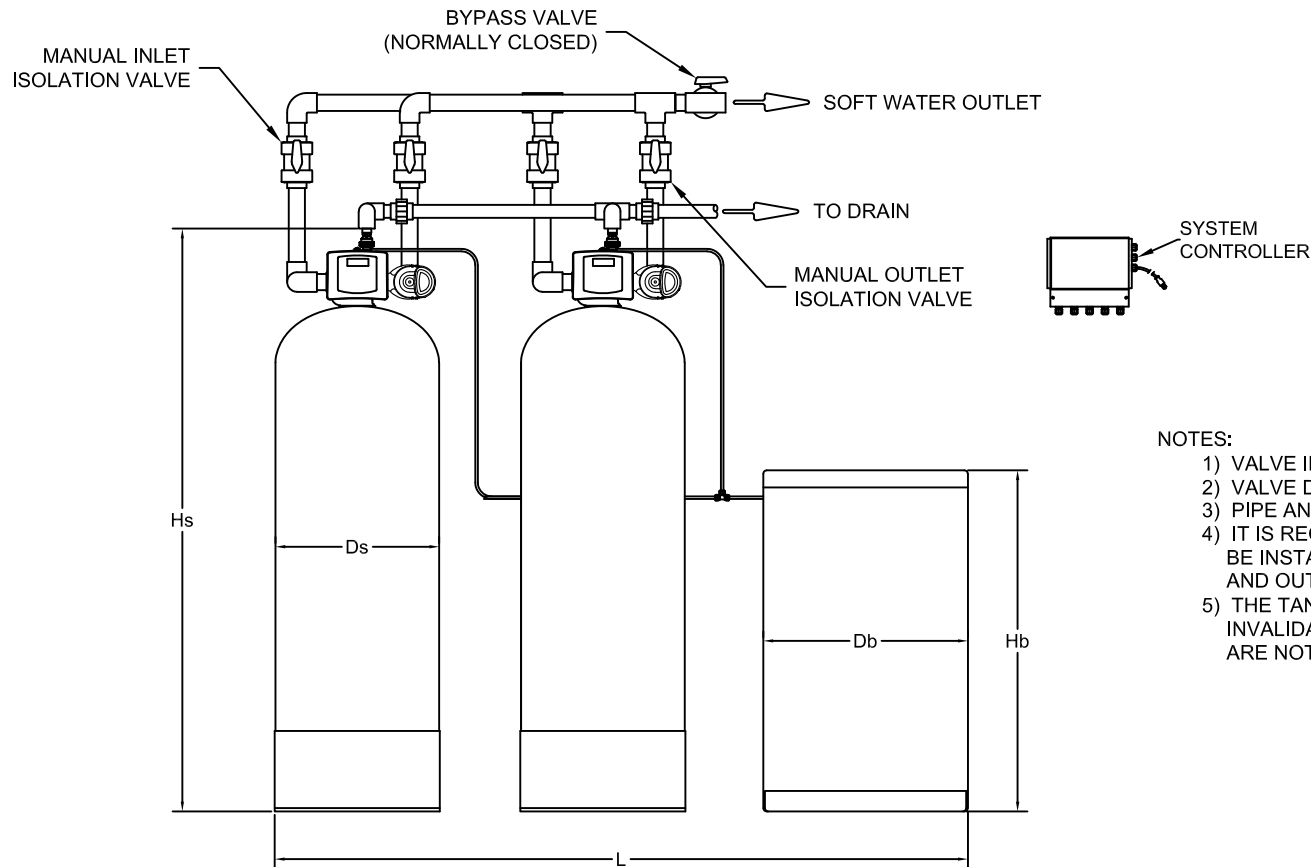
**NOTES:**

- 1) VALVE INLET AND OUTLET CONNECTIONS ARE 1-1/2" NPTF.
- 2) VALVE DRAIN CONNECTION IS 1-1/4" NPTF.
- 3) PIPE AND FITTINGS ARE NOT FURNISHED.
- 4) IT IS RECOMMENDED THAT FLEXIBLE CONNECTORS BE INSTALLED BETWEEN HARD PIPING AND VALVE INLET AND OUTLET CONNECTIONS.
- 5) THE TANK MANUFACTURER RESERVES THE RIGHT TO INVALIDATE THE TANK WARRANTY IF FLEXIBLE CONNECTORS ARE NOT INSTALLED PER NOTE 4.

SCALE	NTS	LAYOUT DRAWING	
DATE	05-08-15	C43 SERIES - 1-1/2" DUPLEX ALTERNATING	
DRAWN	GAMatusin		
CHK'D	GAM		
APP'D.	GAM	DRAWING NO.	REV.
		C43 1-1/2" DUPLEX ALTERNATING	1
		SHEET 1 OF 1	



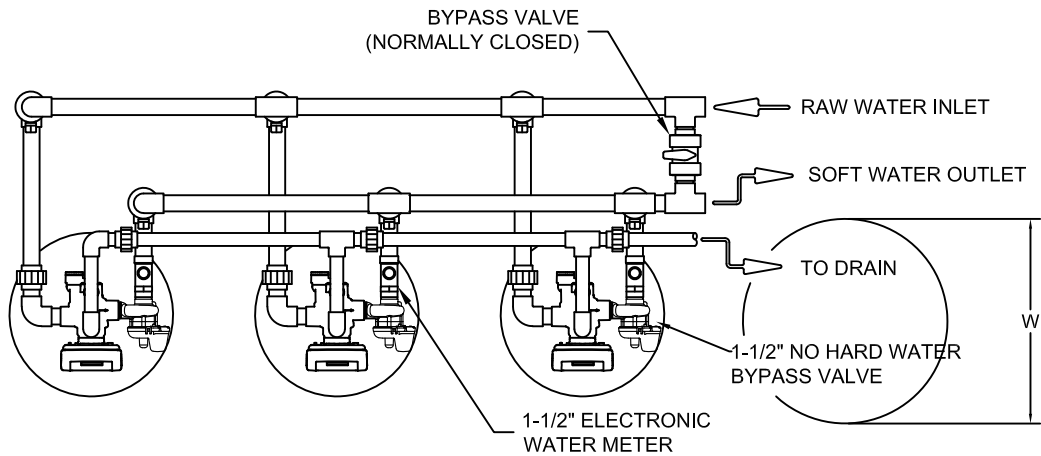
MODEL NO.	L	W	Ds	Hs	Db	Hb
C43-0060-15	51	18	12	61	18	40
C43-0075-15	53	18	13	69	18	40
C43-0090-15	55	24	14	74	24	41
C43-0120-15	65	24	16	74	24	41
C43-0150-15	69	24	18	76	24	50
C43-0180-15	75	24	21	76	24	50
C43-0210-15	75	24	21	76	24	50
C43-0240-15	81	24	24	83	24	50
C43-0270-15	81	24	24	83	24	50
C43-0300-15	90	30	24	83	30	50
C43-0450-15	99	30	30	99	30	50



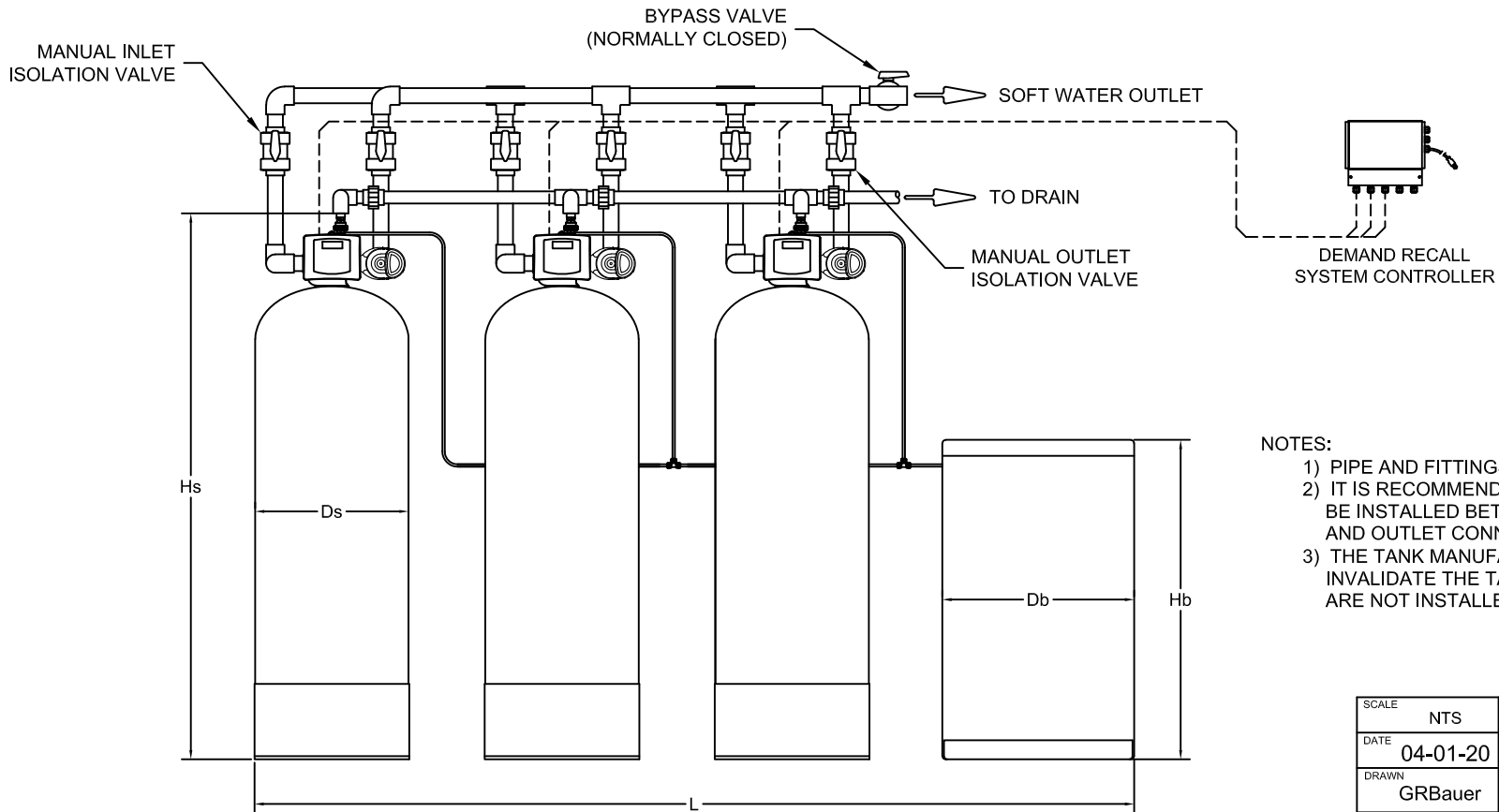
NOTES:

- 1) VALVE INLET AND OUTLET CONNECTIONS ARE 1-1/2" NPTF.
- 2) VALVE DRAIN CONNECTION IS 1-1/4" NPTF.
- 3) PIPE AND FITTINGS ARE NOT FURNISHED.
- 4) IT IS RECOMMENDED THAT FLEXIBLE CONNECTORS BE INSTALLED BETWEEN HARD PIPING AND VALVE INLET AND OUTLET CONNECTIONS.
- 5) THE TANK MANUFACTURER RESERVES THE RIGHT TO INVALIDATE THE TANK WARRANTY IF FLEXIBLE CONNECTORS ARE NOT INSTALLED PER NOTE 4.

SCALE	NTS	LAYOUT DRAWING	
DATE	05-08-15		C43 SERIES - 1-1/2" DUPLEX DEMAND RECALL
DRAWN	GAMatusin		
CHKD	GAM		
APP'D.	GAM	DRAWING NO.	REV.
		C43 1-1/2" DUPLEX DEMAND RECALL	1
		SHEET 1 OF 1	



MODEL NO.	L	W	Ds	Hs	Db	Hb
C43-0060-15	66	18	12	61	18	40
C43-0075-15	66	24	13	69	24	41
C43-0090-15	72	18	14	74	24	41
C43-0120-15	84	24	16	74	24	41
C43-0150-15	90	24	18	76	24	50
C43-0180-15	99	24	21	76	24	50
C43-0210-15	99	24	21	76	24	50
C43-0240-15	108	24	24	83	24	50
C43-0270-15	108	24	24	83	24	50
C43-0300-15	108	30	24	83	30	50
C43-0450-15	132	30	30	99	30	50



NOTES:

- 1) PIPE AND FITTINGS ARE NOT FURNISHED.
- 2) IT IS RECOMMENDED THAT FLEXIBLE CONNECTORS BE INSTALLED BETWEEN HARD PIPING AND VALVE INLET AND OUTLET CONNECTIONS.
- 3) THE TANK MANUFACTURER RESERVES THE RIGHT TO INVALIDATE THE TANK WARRANTY IF FLEXIBLE CONNECTORS ARE NOT INSTALLED PER NOTE 2.

SCALE	NTS	LAYOUT DRAWING	
DATE	04-01-20	C43 SERIES - 1-1/2" TRIPLE DEMAND RECALL	
DRAWN	GRBauer		
CHKD	GRB		
APPD.	GRB	DRAWING NO.	REV.
		C43 1-1/2" TRIPLE DEMAND RECALL	2
		SHEET 1 OF 1	